

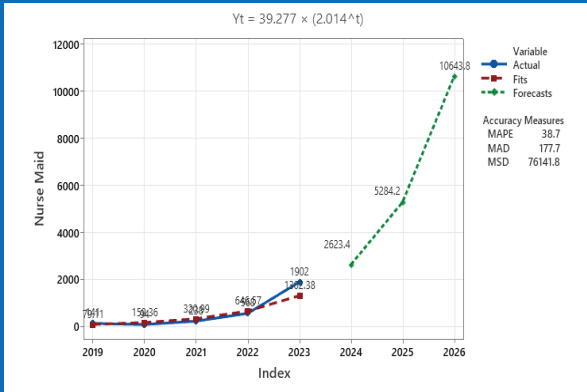
# Highest Demanded Occupation in Sri Lanka

(Newspaper Survey)

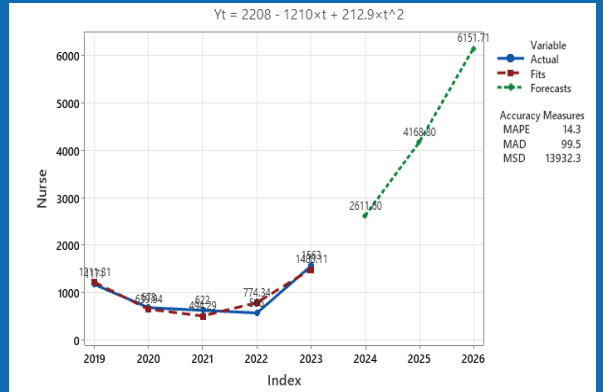
Occupation	Number of vacancies					Forecasting		
	2019	2020	2021	2022	2023	2024	2025	2026
Cook	6877	3888	4645	4428	13378	10705	12060	13414
House Maid	8767	3705	4260	8793	4364	7884	9734	12733
Masseur	3970	1628	1907	2889	2708	4754	7140	10244
Cashier	3263	1971	2291	2660	2534	3503	4617	6070
Waiter	3102	1678	2181	1918	2239	3139	4353	5955
Baker	1420	1513	1526	1042	2118	1801	1893	1986
Nurse Maid	141	94	238	568	1902	2623	5284	10643
Nurse	1171	678	622	566	1563	2611	4168	6151
Accounts Clerk	2338	1031	969	1068	1141	2062	3287	4929
Mason (General)	3142	3807	5613	2601	1094	1660	1130	600
Welder	2625	2239	3015	1534	1086	1034	835	673
Sales Representative	1588	867	1074	820	1029	1425	2008	2791
Nanny	757	643	1003	1076	1028	1116	1136	1134
Carpenter	1956	2093	2895	1887	986	1193	1029	888
General Clerk	4509	2148	1859	1299	961	633	442	308
Chef	1247	376	621	652	923	695	691	687
Room Boy	1562	782	880	793	906	1394	2065	2964
Pastry Maker	1068	0	526	505	894	645	661	677
Food and Beverage Maker	1114	0	855	676	888	773	796	818
Receptionist (General)	2640	934	712	984	792	525	414	321
Electrician	733	923	1189	902	703	865	857	849
Beautician	1301	802	756	850	663	577	507	446
Barber	992	730	557	606	602	477	424	376
Juki Machine Operator	1284	868	930	757	592	437	288	138
Computer Operator	2739	1016	874	577	487	277	185	124
Graphic Designer	1602	588	596	424	479	993	1731	2749
Motor Vehicle Mechanic	941	365	642	507	448	638	865	1180

Source- Newspaper Survey- TVEC

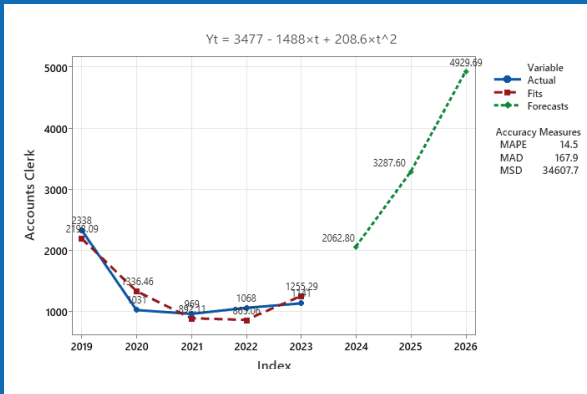
### Trend Analysis Plot for Nurse Maid Growth Curve Model



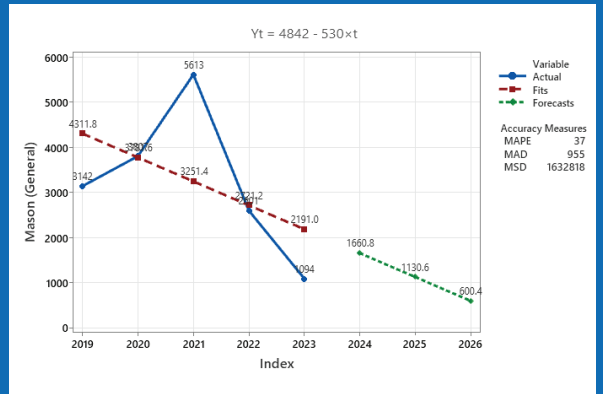
### Trend Analysis Plot for Nurse Quadratic Trend Model



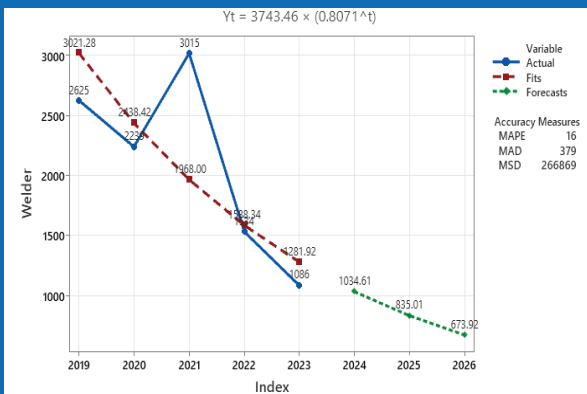
### Trend Analysis Plot for Accounts Clerk Quadratic Trend Model



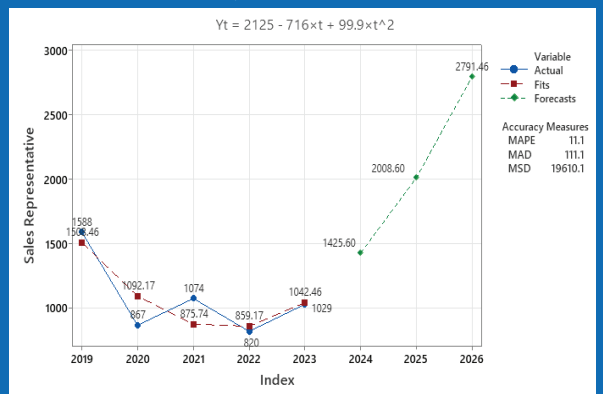
### Trend Analysis Plot for Mason (General) Linear Trend Model



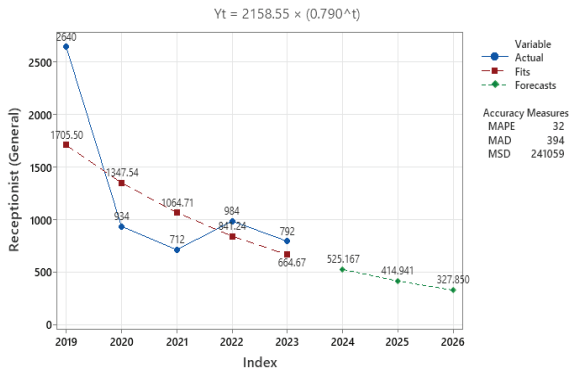
### Trend Analysis Plot for Welder Growth Curve Model



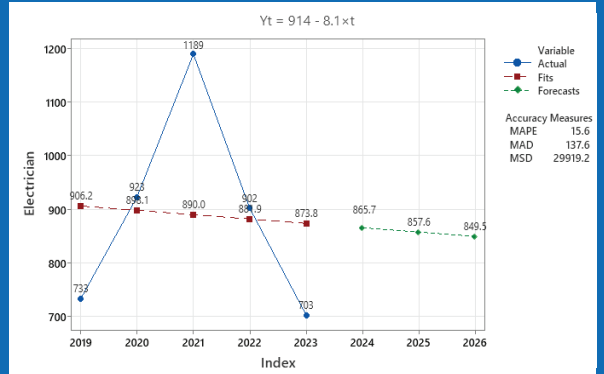
### Trend Analysis Plot for Sales Representative Quadratic Trend Model



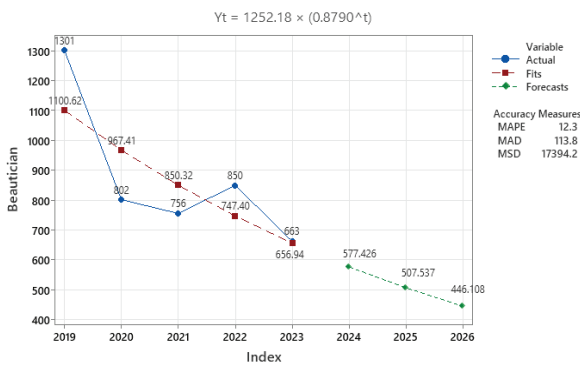
### Trend Analysis Plot for Receptionist (General) Growth curve Model



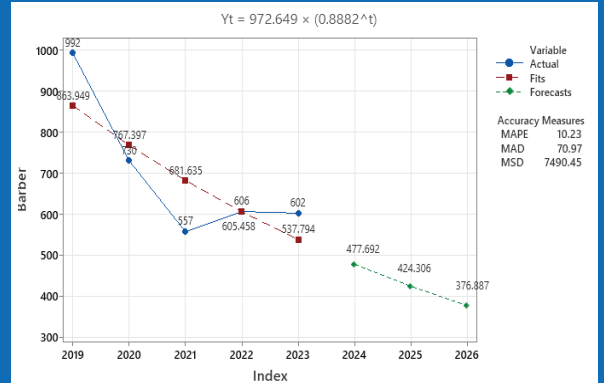
### Trend Analysis Plot for Electrician Linear Trend Model



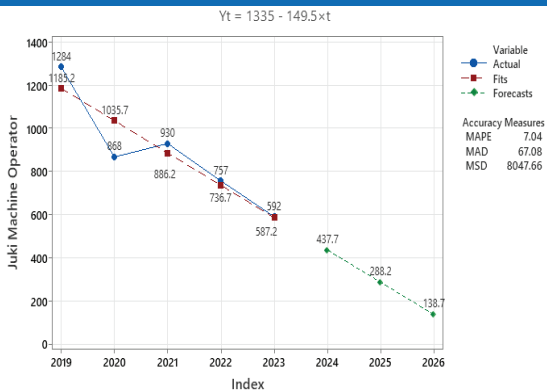
### Trend Analysis Plot for Beautician Growth Curve Model



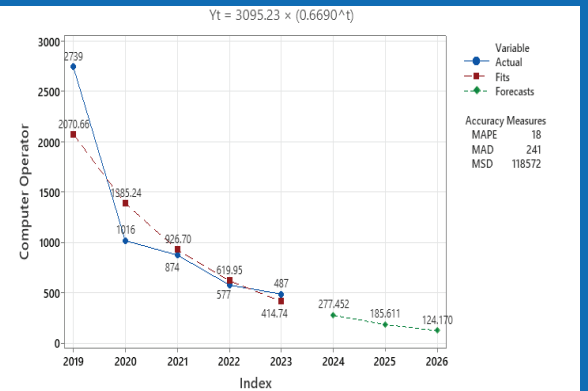
### Trend Analysis Plot for Barber Growth Curve Model



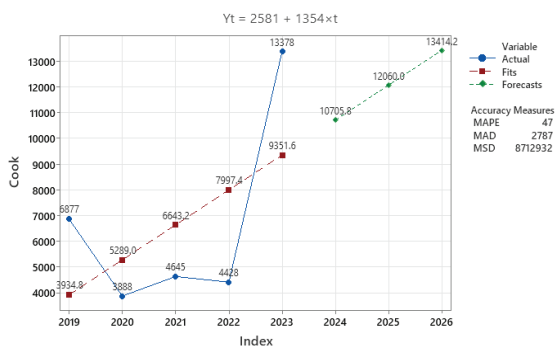
### Trend Analysis Plot for Juki Machine Operator Linear Trend Model



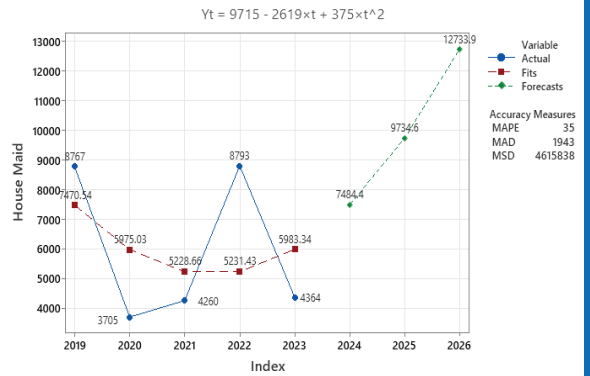
### Trend Analysis Plot for Computer Operator Growth Curve Model



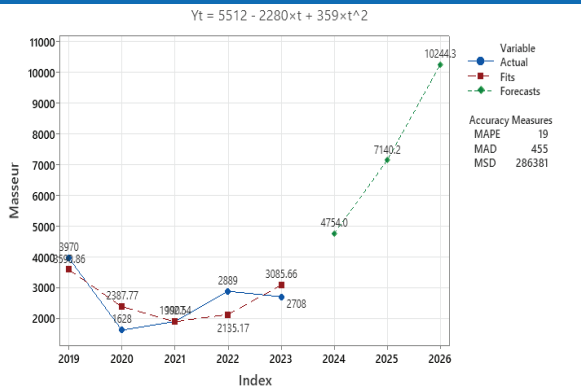
### Trend Analysis Plot for Cook Linear Trend Model



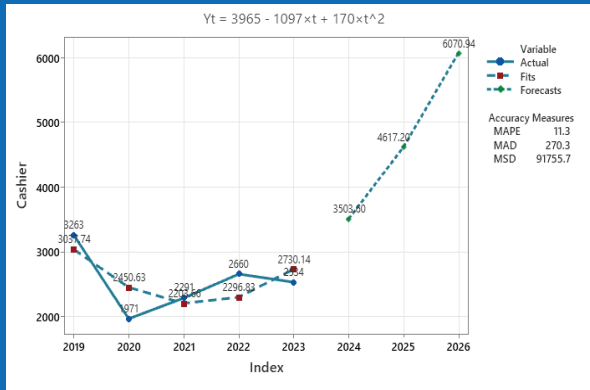
### Trend Analysis Plot for house Maid Quadratic Trend Model



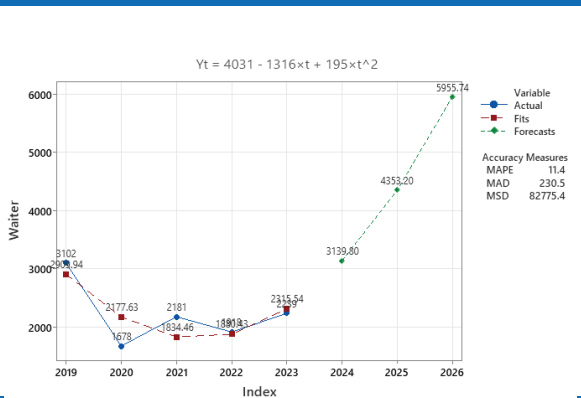
### Trend Analysis Plot for Masseur Quadratic Trend Model



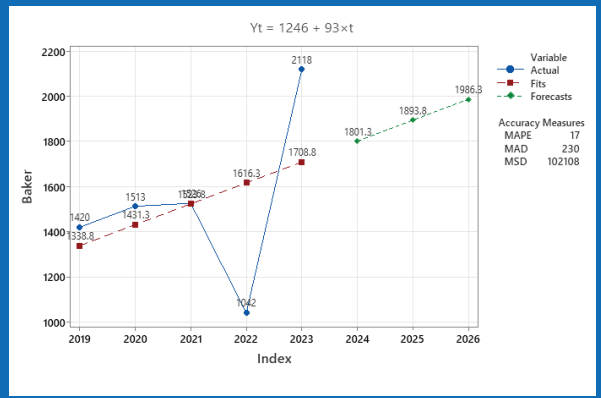
### Trend Analysis Plot for Cashier Quadratic Trend Model



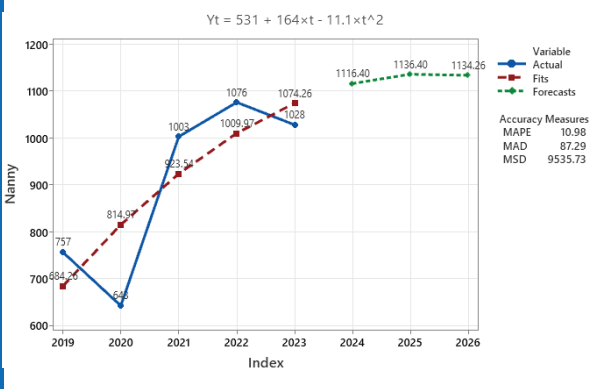
### Trend Analysis Plot for Waiter Quadratic Trend Model



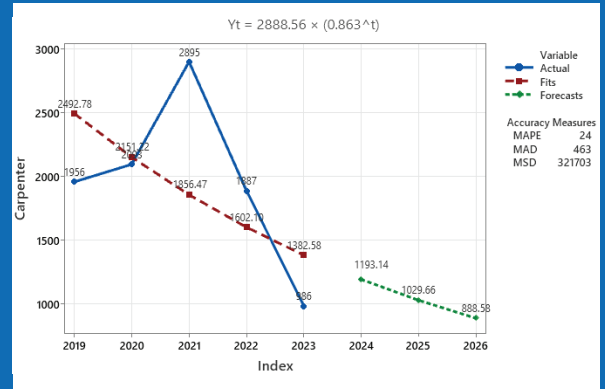
### Trend Analysis Plot for Baker Quadratic Trend Model



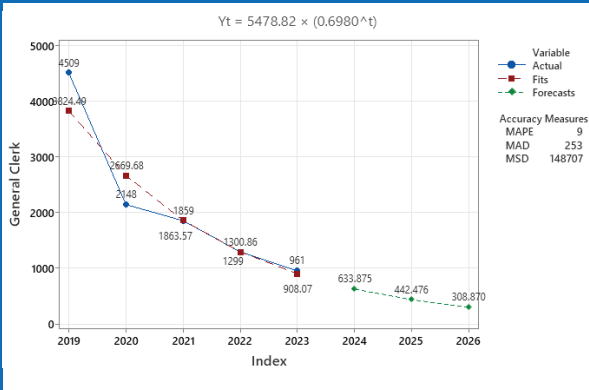
### Trend Analysis Plot for Nurse Quadratic Trend Model



### Trend Analysis Plot for Carpenter Growth Curve Model



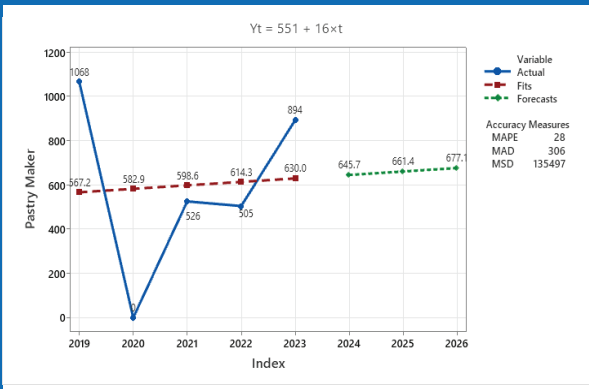
### Trend Analysis Plot for General Clerk Growth Curve Model



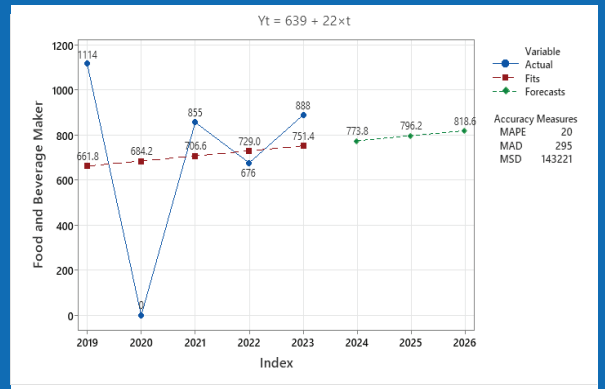
### Trend Analysis Plot for Chef Growth Curve Model



### Trend Analysis Plot for Pastry Maker Linear Trend Model



### Trend Analysis Plot for Food and Beverage Maker Linear Trend Model



## Trend Analysis Plot for Graphic Designer Quadratic Trend model



## Trend Analysis Plot for Motor Vehicle Mechanic Quadratic Trend model

